



Location: ACL1 - City Hall

Report on 24-hour TSP monitoring
Action Level ($\mu\text{g}/\text{m}^3$) - 163
Limit Level ($\mu\text{g}/\text{m}^3$) - 260

Date	Sampling Time	Weather Condition	Filter paper no.	Filter Weight, g		Elapse Time, hr		Sampling Time, hr	Flow Rate, m^3/min			Total Volume, m^3	TSP Level, $\mu\text{g}/\text{m}^3$
				Initial	Final	Initial	Final		Initial, Q_{si}	Final, Q_{sf}	Average		
02-Nov-13	08:00	Fine	005428	2.8221	2.9882	1639.10	1663.10	24.00	1.23	1.24	1.23	1778	93
08-Nov-13	08:00	Fine	007472	2.6390	2.8178	1666.10	1690.10	24.00	1.24	1.19	1.22	1752	102
14-Nov-13	08:00	Cloudy	006271	2.6356	2.7539	1693.10	1717.10	24.00	1.24	1.24	1.24	1784	66
20-Nov-13	08:00	Cloudy	005835	2.6554	2.8679	1720.12	1744.12	24.00	1.25	1.24	1.24	1793	119
26-Nov-13	08:00	Cloudy	006025	2.6388	2.8600	1747.12	1771.12	24.00	1.24	1.24	1.24	1792	123

Report on 1-hour TSP monitoring
Action Level ($\mu\text{g}/\text{m}^3$) - 460
Limit Level ($\mu\text{g}/\text{m}^3$) - 500

Date	Sampling Time	Weather Condition	Filter paper no.	Filter Weight, g		Elapse Time, hr		Sampling Time, hr	Flow Rate, m^3/min			Total Volume, m^3	TSP Level, $\mu\text{g}/\text{m}^3$
				Initial	Final	Initial	Final		Initial, Q_{si}	Final, Q_{sf}	Average		
04-Nov-13	08:15	Rainy	007467	2.6277	2.6321	1663.10	1664.10	1.00	1.28	1.24	1.26	76	58
04-Nov-13	09:20	Rainy	007468	2.6636	2.6672	1664.10	1665.10	1.00	1.20	1.20	1.20	72	50
04-Nov-13	10:25	Rainy	007470	2.6417	2.6458	1665.10	1666.10	1.00	1.24	1.24	1.24	74	55
09-Nov-13	08:53	Fine	005783	2.8527	2.8638	1690.10	1691.10	1.00	1.24	1.24	1.24	74	150
09-Nov-13	09:57	Fine	006272	2.6126	2.6234	1691.10	1692.10	1.00	1.19	1.19	1.19	72	151
09-Nov-13	11:00	Fine	005786	2.8702	2.8795	1692.10	1693.10	1.00	1.19	1.19	1.19	72	130
15-Nov-13	09:01	Fine	006227	2.6328	2.6358	1717.12	1718.12	1.00	1.24	1.24	1.24	74	40
15-Nov-13	10:08	Fine	006229	2.6490	2.6521	1718.12	1719.12	1.00	1.24	1.24	1.24	74	42
15-Nov-13	13:06	Fine	006228	2.6612	2.6644	1719.12	1720.12	1.00	1.28	1.28	1.28	77	42
21-Nov-13	08:56	Cloudy	006209	2.6683	2.6823	1744.12	1745.12	1.00	1.24	1.24	1.24	75	188
21-Nov-13	10:20	Cloudy	006023	2.6458	2.6618	1745.12	1746.12	1.00	1.24	1.24	1.24	75	214
21-Nov-13	13:00	Cloudy	006024	2.6396	2.6483	1746.12	1747.12	1.00	1.24	1.24	1.24	75	117
27-Nov-13	08:55	Cloudy	006028	2.6468	2.6561	1771.12	1772.12	1.00	1.24	1.24	1.24	75	125
27-Nov-13	09:57	Cloudy	007683	2.6570	2.6688	1772.12	1773.12	1.00	1.24	1.24	1.24	75	158
27-Nov-13	11:00	Cloudy	007682	2.6349	2.6435	1773.12	1774.12	1.00	1.24	1.24	1.24	75	115



Location: ACL2 - People's Liberation Army Hong Kong Building

Report on 24-hour TSP monitoring
Action Level ($\mu\text{g}/\text{m}^3$) - 154
Limit Level ($\mu\text{g}/\text{m}^3$) - 260

Date	Sampling Time	Weather Condition	Filter paper no.	Filter Weight, g		Elapse Time, hr		Sampling Time, hr	Flow Rate, m^3/min			Total Volume, m^3	TSP Level, $\mu\text{g}/\text{m}^3$
				Initial	Final	Initial	Final		Initial, Q_{si}	Final, Q_{sf}	Average		
02-Nov-13	08:00	Fine	005398	2.8353	2.9636	949.20	973.20	24.00	1.29	1.29	1.29	1852	69
08-Nov-13	08:00	Fine	007473	2.6555	2.8294	976.20	1000.20	24.00	1.29	1.29	1.29	1855	94

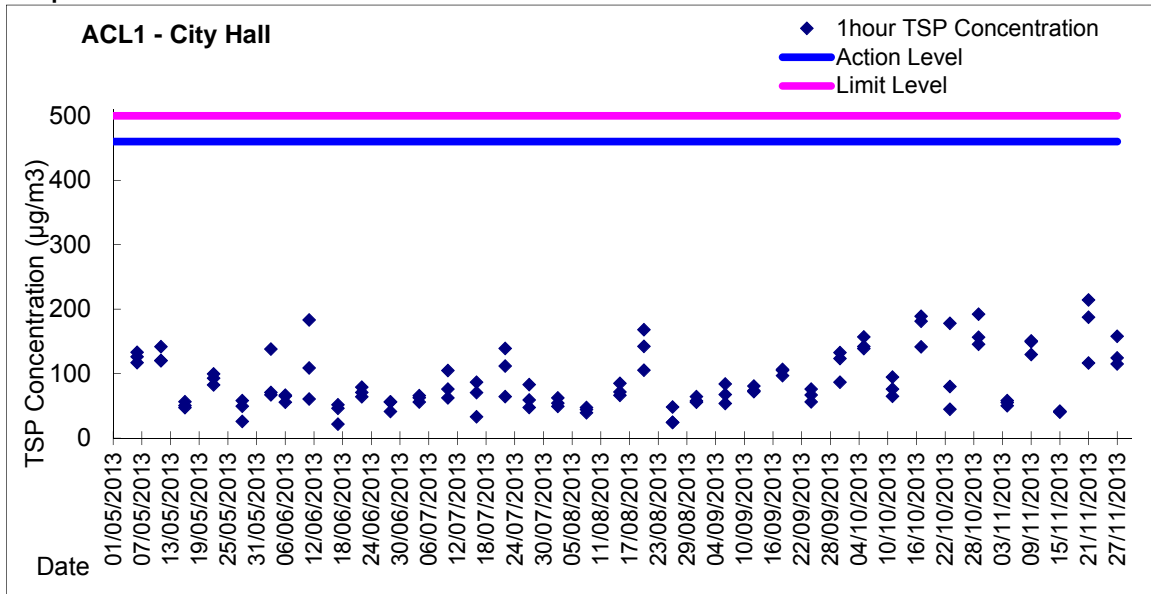
Report on 1-hour TSP monitoring
Action Level ($\mu\text{g}/\text{m}^3$) - 432
Limit Level ($\mu\text{g}/\text{m}^3$) - 500

Date	Sampling Time	Weather Condition	Filter paper no.	Filter Weight, g		Elapse Time, hr		Sampling Time, hr	Flow Rate, m^3/min			Total Volume, m^3	TSP Level, $\mu\text{g}/\text{m}^3$
				Initial	Final	Initial	Final		Initial, Q_{si}	Final, Q_{sf}	Average		
04-Nov-13	08:45	Rainy	005496	2.8371	2.8450	973.20	974.20	1.00	1.29	1.29	1.29	77	102
04-Nov-13	09:50	Rainy	007469	2.6332	2.6389	974.20	975.20	1.00	1.28	1.29	1.29	77	74
04-Nov-13	10:55	Rainy	007471	2.6536	2.6601	975.20	976.20	1.00	1.28	1.29	1.29	77	84
09-Nov-13	08:25	Fine	005492	2.8185	2.8288	1000.20	1001.20	1.00	1.29	1.29	1.29	77	133
09-Nov-13	09:30	Fine	006259	2.6359	2.6454	1001.20	1002.20	1.00	1.28	1.29	1.29	77	123
09-Nov-13	10:35	Fine	006262	2.6206	2.6281	1002.20	1003.20	1.00	1.28	1.29	1.29	77	97

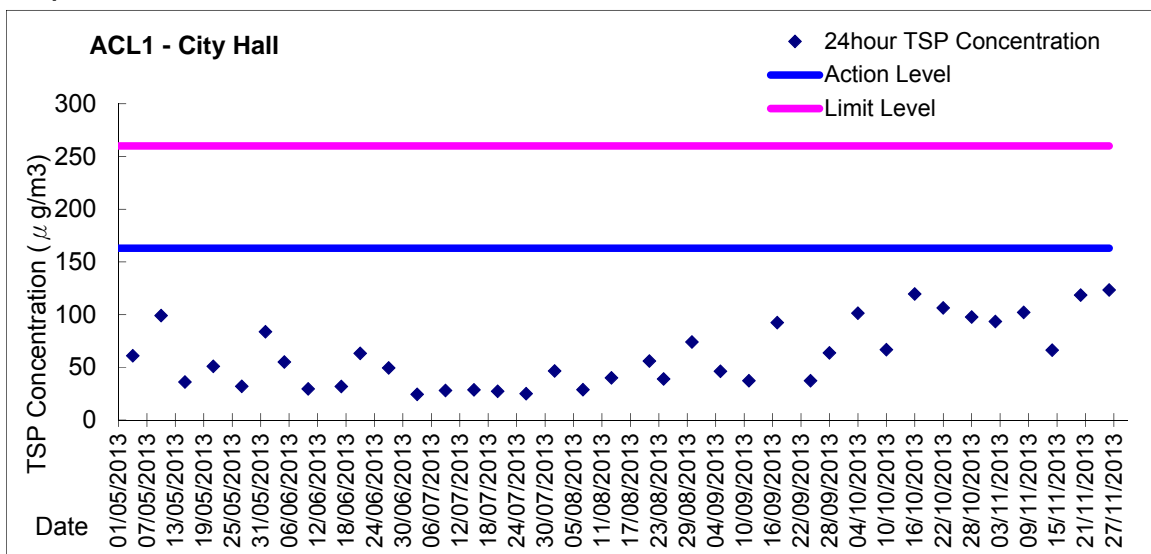
Remark: Monitoring at ACL2 was suspended from 14th November 2013 due to safety considerations with respect to the large scale renovation undertaking at PLA Headquarter.



Graphic Presentation of 1 hour TSP Result

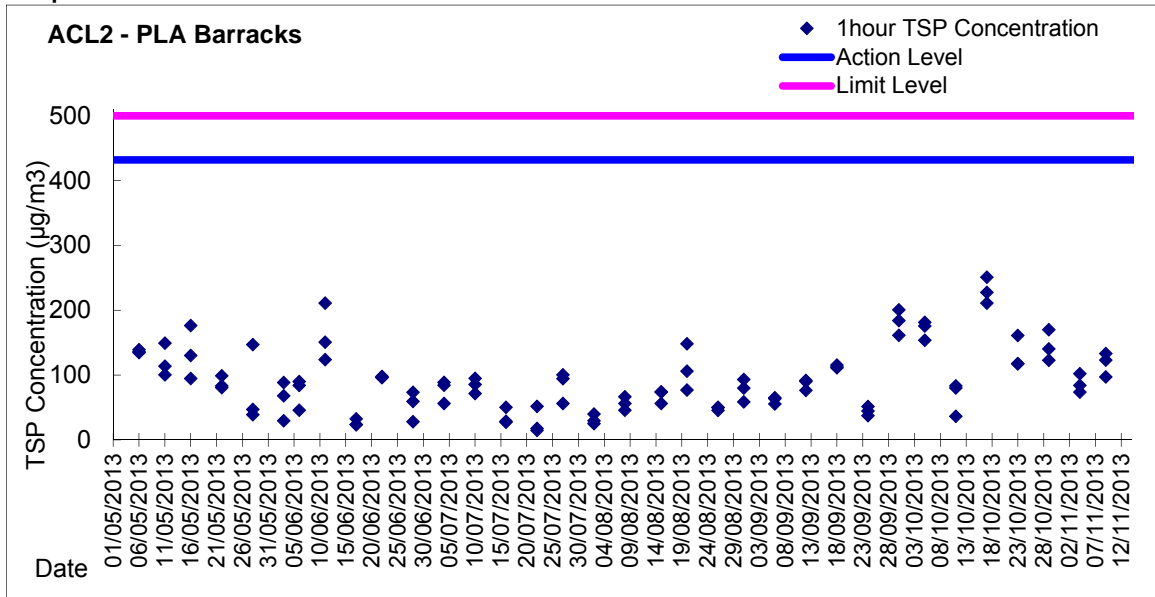


Graphic Presentation of 24 hour TSP Result

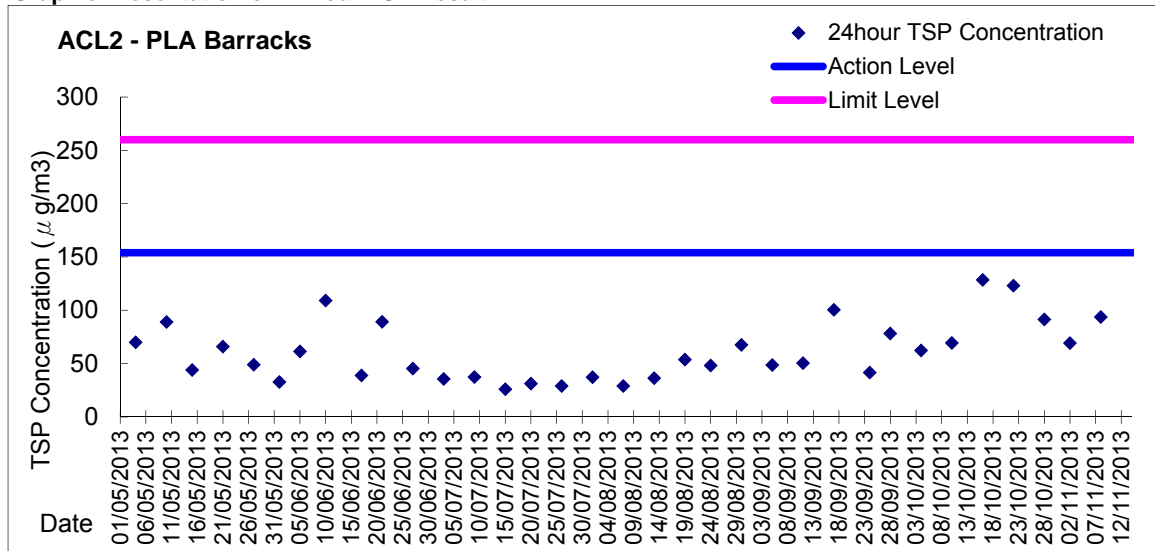




Graphic Presentation of 1 hour TSP Result



Graphic Presentation of 24 hour TSP Result



Remark: Monitoring at ACL2 was suspended from 14th November 2013 due to safety considerations with respect to the large scale renovation undertaking at PLA Headquarter.